





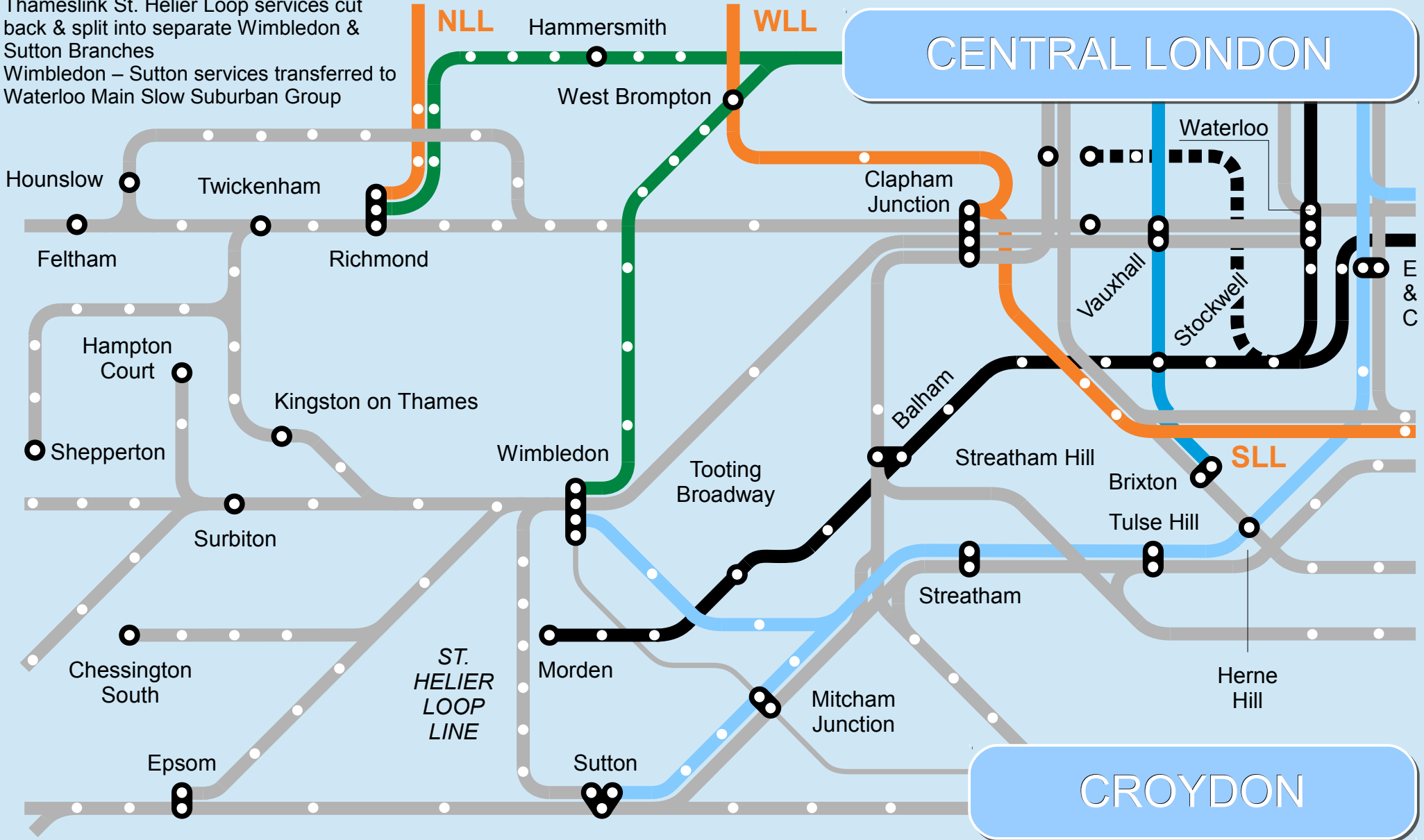


S. W. LONDON MAIN LINE RAIL NETWORK

Underground, Overground & Cross-London Connections (1 of 2)

- Thameslink St. Helier Loop services cut back & split into separate Wimbledon & Sutton Branches
- Wimbledon – Sutton services transferred to Waterloo Main Slow Suburban Group









 Overground	 Northern	 Other
 Thameslink	 District	 Victoria
<i>only principal & interchange station names shown</i>		



S. W. LONDON MAIN LINE RAIL NETWORK

Underground, Overground & Cross-London Connections (2 of 2)

- Thameslink St. Helier Loop services cut back & split into separate Wimbledon & Sutton Branches
- Wimbledon – Sutton services transferred to Crossrail (2)

 Crossrail (2)	 Overground	 Northern	 Other
 Thameslink	 District	 Victoria	 Lines only

only principal & interchange station names shown

